

STEP-1 :- કોલેજ માં પ્રવેશ માટે વિદ્યાર્થીઓએ સૌ પ્રથમ કોલેજની વેબસાઈટ
www.jppacc.org પર જવું. તેમાં નીચે મુજબ નું પેજ જોવા મળશે. તેમાં New
Registration પર Click કરવું.



Shri Jehangirji Pestonji Pardiwala
Arts & Commerce College

 Student Login

 New Registration



STEP-2 :- જેમાં વિદ્યાર્થીઓએ માંગેલ માહિતી નાખી, પાસવર્ડ સેટ કરી, Captcha Code નાખી Register
પર Click કરવું.

Shri J. P. Pardiwala Arts & Commerce College



Register

Surname

Patel

Name

Neha

E-Mail Address


patel.neha@testing.com

Password

••••••

Confirm Password

••••••

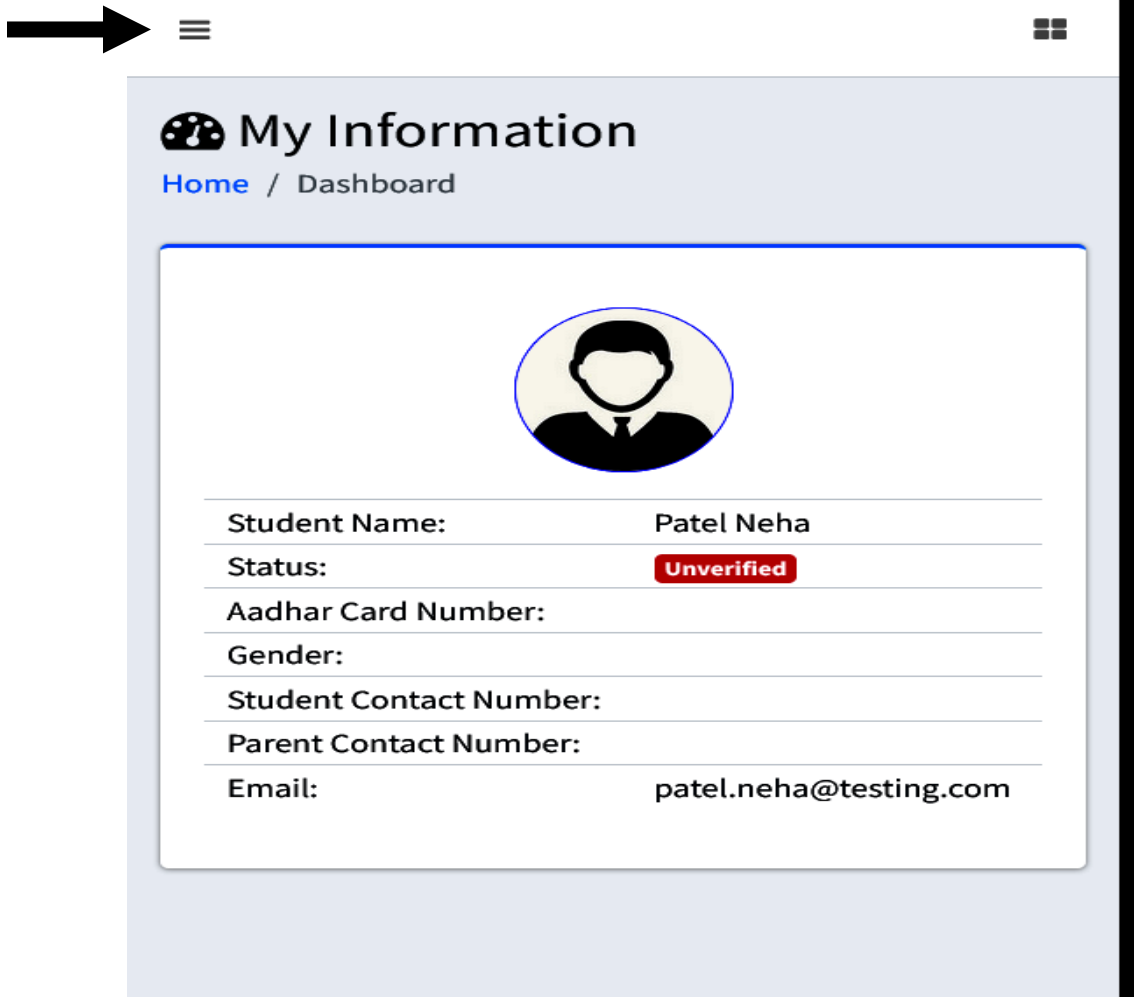


Captcha Code

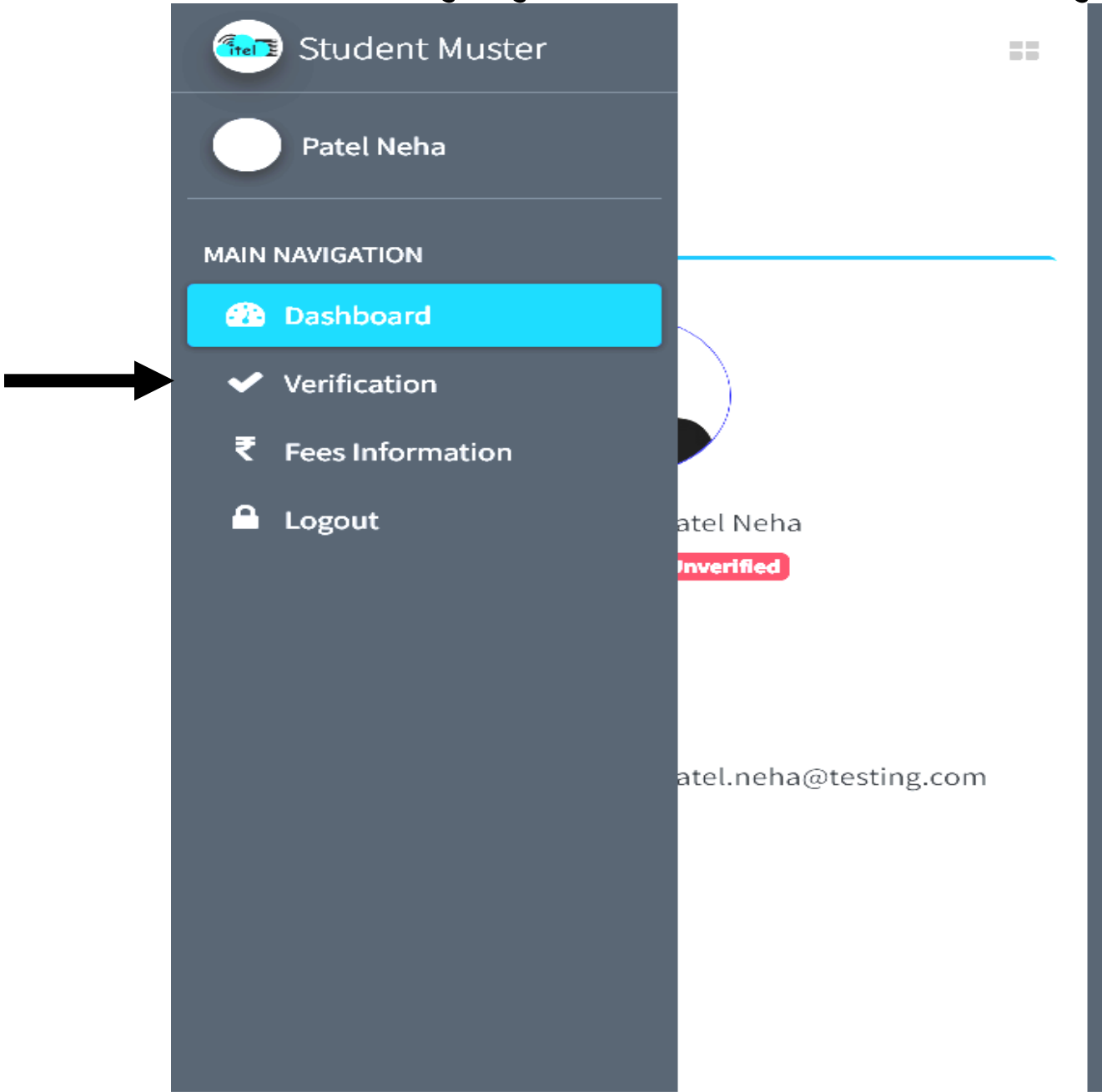
pgigj

Register

STEP-3 :- ત્યારબાદ નીચે મુજબનું પેજ દેખાશે તેમાં વિદ્યાર્થીઓએ ૩ લાઈન પર Click કરવું.



STEP-4 :- ૩ લાઈન પર Click કરતા નીચે મુજબ નું પેજ Open થશે.જેમાં Verification પર Click કરવું.



STEP-5 :- Verification પર Click કરતા નીચે મુજબનું પેજ open થશે.જેમાં વિદ્યાર્થીઓએ

કોલેજમાંથી આપેલ પ્રવેશ ફોર્મની પાછળ આપેલ Token Code નાખવો. Token Code નાંખ્યા પછી Verify પર Click કરવું.

✓ Verification

⚠

Your verification is pending for new admission. Please input token number to verify. Your code will be attached to your college prospectus/ booklet.

Token Code

Verify

✓ Verification

⚠

Your verification is pending for new admission. Please input token number to verify. Your code will be attached to your college prospectus/ booklet.

Token Code

JPPACC2023sUsxWG

Verify

STEP-6 :- Verify પર Click કરતા નીચે મુજબનું પેજ open થશે.

✓ Verification

⚠

Your verification is pending for new admission.

✓

Details Updated!

Token Code was verified successfully. Please proceed for Registration.

Okay!

Gender*

select

Aadhar No*

Student Mobile No

STEP-7 :- ત્યારબાદ વિદ્યાર્થીઓએ તેમની Basic Details નાંખી. Submit Personal Details પર Click કરવું.

✓ Verification

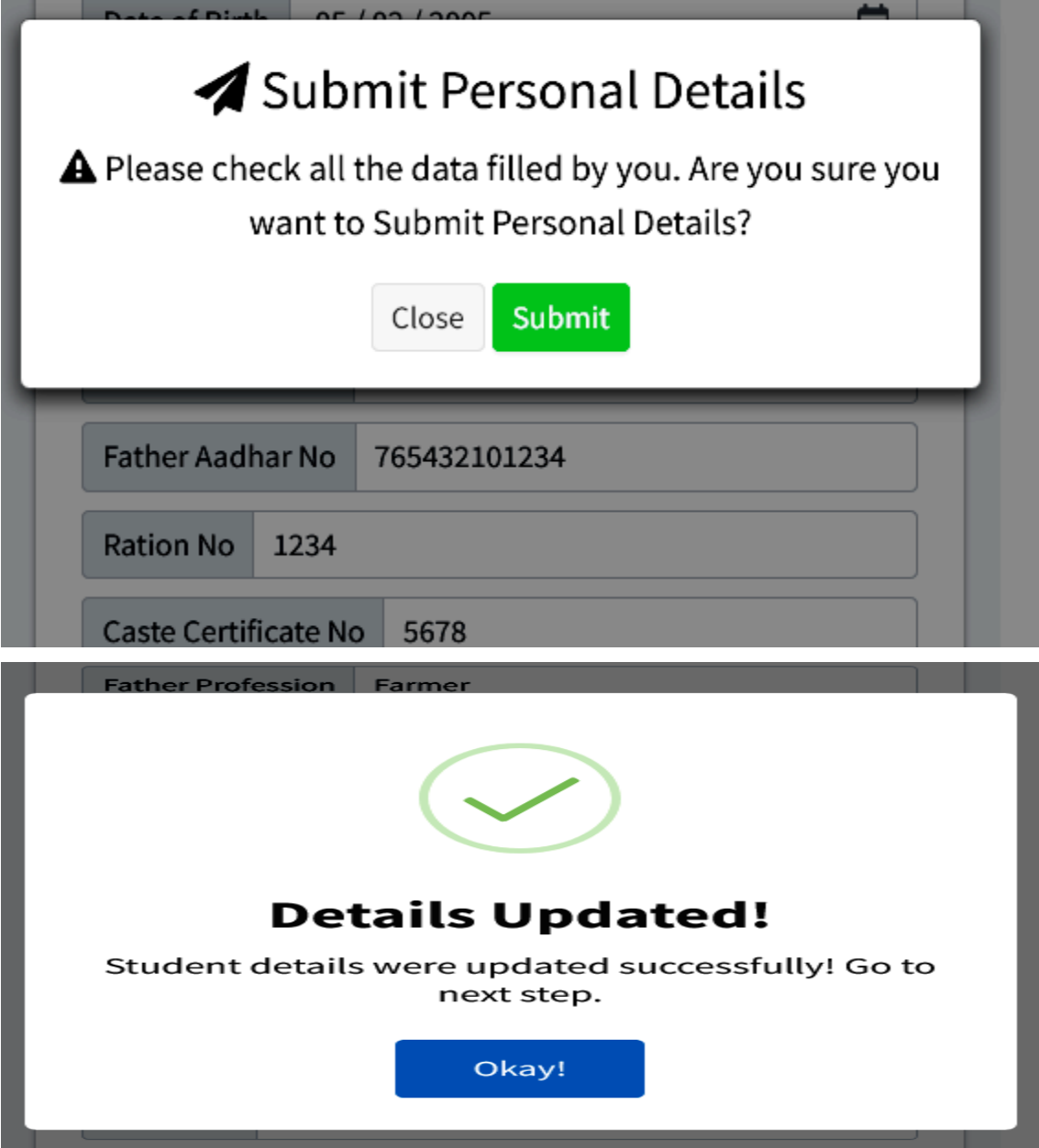
Your token code was verified successfully. Please provide all the correct required data step-by step as per procedure.

Step 1: Basic Details

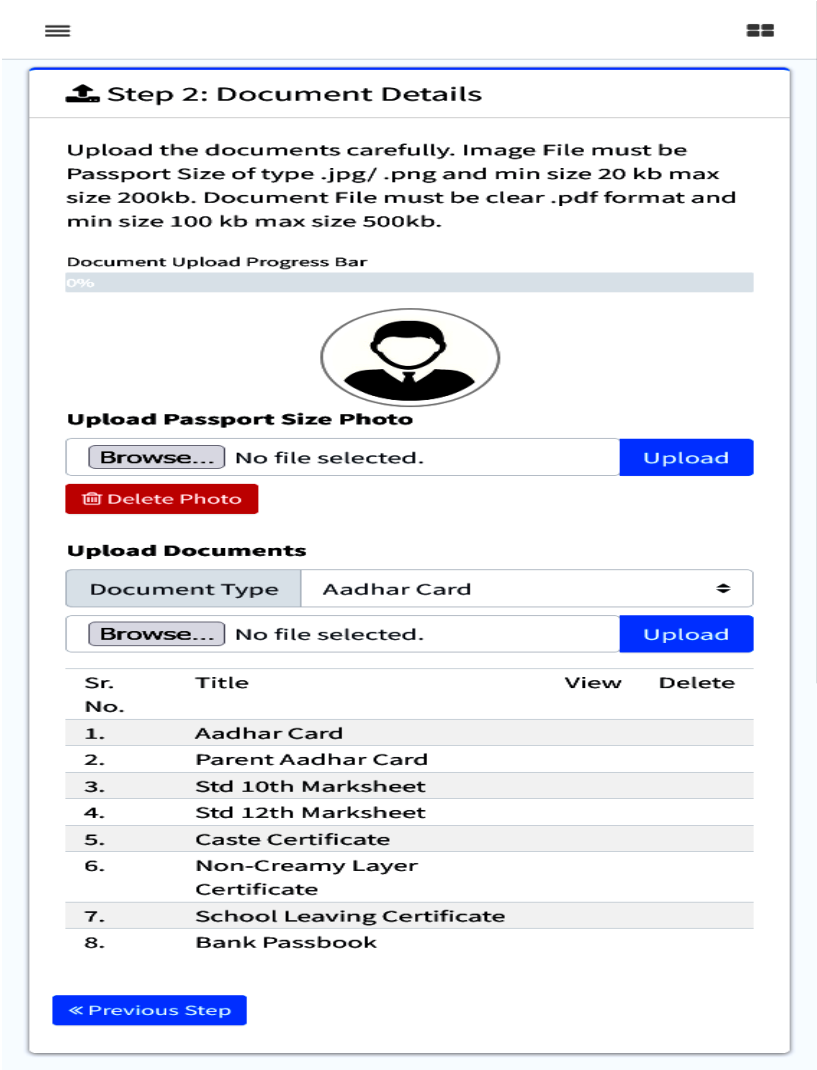
Email ID*	patel.neha@testing.com
Surname*	Patel
Student Name*	Neha
Father/Husband*	
Gender*	select
Aadhar No*	
Student Mobile No	
Parent Mobile No	
Category	select
Minority	No
Grandfather Name	
Mother Name	
Present Add	
District	
State	
Pincode	
Permanent Add	
District	
State	
Pincode	
Fresher/Repeater	NA
Medium	NA
Nationality	Indian
Physical Disability	No
Caste	
Sub Caste	
Date of Birth	dd / mm / yyyy
Birth Place	
Blood Group	select
Annual Income	
Father Profession	
Father Aadhar No	
Ration No	
Caste Certificate No	
Last School/College	
Last Passing Year	
Bank Name	
Branch Name	
Account No	
IFSC Code	

Submit Personal Details

STEP-8 :- Submit Personal Details પર Click કરતાં નીચે મુજબનું પેજ open થશે. જેમાં વિદ્યાર્થીઓએ Submit પર Click કરી Okay કરવું.



STEP-9 :- ત્યારબાદ Next Step પર Click કરી જરૂરી Documents Upload કરવા.



STEP-10 :- Documents Upload કર્યા બાદ વિદ્યાર્થીઓએ કૉલેજમાં આવવાનું રહેશે. અહીં થી ફોર્મ વેરીફાય કર્યા બાદ વિદ્યાર્થીઓએ નીચે મુજબ ઓનલાઈન ફી ભરવાની રહેશે.

₹ Step 4: Fees Payment

Check the fees statement which is applicable to you. If any query or error, please contact college office.

Academic Year:	2023-2024
Course:	B. Com.
Semester:	SEM-1
Fee Category/ Type:	Regular
Gender Category:	Female
Fee Code:	RTEST
Fee Account:	UGCOURSE

Deductions Table

Description	Amount
Total Deductions:	

Payable Fees Table

Description	Amount
Regular Test Payment	1.00
Total Payable:	1.00

TOTAL FEES TO BE PAID BY THE STUDENT: **Rs. 1.00**

⚠️ Note: If you proceed for Fees Payment now, you cannot edit your submitted data. Please make sure you have submitted correct data, system will lock the data after you proceed this step.

₹ Proceed for Fees Payment

« Previous Step

₹ Step 4: Fees Payment

⚠️ DO NOT REFRESH/ RELOAD THIS PAGE WHEN PAYMENT ACTION IS STARTED. YOU WILL BE LOG OUT FROM THIS APPLICATION TO COMPLETE PAYMENT.

Payment when done with any UPI app like GooglePay or PhonePay, after payment if application does not redirect you to the browser then visit the browser by yourself for checking payment action. If any problem occurs during payment or any query, kindly contact the college office.

Academic Year:	2023-2024
Course:	B. Com.
Semester:	SEM-1
Student Name:	Patel Neha Navinbhai
Contact No:	8765432101
Gender:	Female
Fee Account:	UGCOURSE
Fee Amount:	1.00

₹ Pay 1.00

Checkout

Please note that online processing fee will be applicable on Online Transaction as per Payment Method.

⚠ Do not refresh or press back button of your browser.

Student Name:	Patel Neha Navinbhai
Contact No:	8765432101
Email:	patel.neha@testing.com
Academic Year:	2023-2024
Course:	B. Com. SEM-1
Total Fees:	1.00

Pay Now



< Back to Home

Pay Now પર Click કરી Online Payment કરી કૉલેજમાંથી ફી રસીદ મેળવવાની રહેશે.